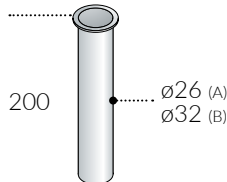
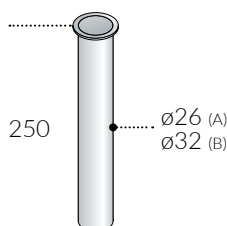
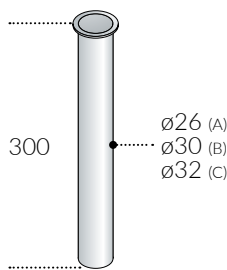
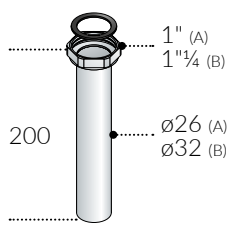
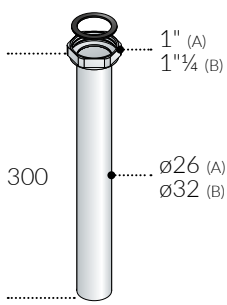
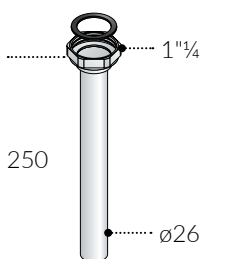


# Accessori e ricambi in ottone per tubi d'entrata sifoni

Tubi orlati, raccordi con attacchi lavatrice e riduzioni in ottone

		misure	confezione	cls.	prezzo	
	A.	<b>80.200.4</b>	H.200 × ø26	10×bag	08	512
		<b>Tubo orlato in ottone cromato</b> - senza ghiera - H. 200 - ø26				
	B.	<b>80.200.5</b>	H.200 × ø32	10×bag	08	513
		- ø32				
	A.	<b>80.250.4</b>	H.250 × ø26	10×bag	08	514
		- H. 250 - ø26				
	B.	<b>80.250.5</b>	H.250 × ø32	10×bag	08	515
		- ø32				
	A.	<b>80.300.4</b>	H.300 × ø26	10×bag	08	516
		- H. 300 - ø26				
	B.	<b>80.304.5</b>	H.300 × ø30	10×bag	08	517
		- ø30				
	C.	<b>80.300.5</b>	H.300 × ø32	10×bag	08	518
		- ø32				
	A.	<b>86.197.4</b>	H.200 × ø26	10×bag	08	519
		<b>Tubo orlato in ottone cromato</b> - con ghiera e guarnizione - H. 200 - 1" × ø26				
	B.	<b>86.197.5</b>	H.200 × ø32	10×bag	08	520
		- 1"¼ × ø32				
	A.	<b>86.307.4</b>	H.300 × ø26	10×bag	08	521
		- H. 300 - 1" × ø26				
	B.	<b>86.307.5</b>	H.300 × ø32	10×bag	08	522
		- 1"¼ × ø32				
	A.	<b>86.251.4</b>	H.250 × ø26	10×bag	08	523
		- H. 250 - 1"¼ × ø26 - utile per raccordare pilette da 1"¼ a sifoni da 1"				



Per raccordare pilette da 1"¼ a sifoni da 1"

